


# Technical data sheet

## AZ small duct 200 FS

Item number: 6075345



AZ channel with a side height of 50 mm.  
Magnetic shield insulation without cover 20 dB, with cover 50 dB.



**St** Steel

**FS** Strip galvanized

### Master data

Item number	6075345
Description 1	AZ small duct
Description 2	perforated
Manufacturer	OBO
Dimension	50x200x3000
Material	Steel
Surface	Strip galvanized
Surface standard	DIN EN 10346
Smallest sales unit	3
Unit of quantity	Metre
Weight	280.34 kg
Weight unit	kg/100 m

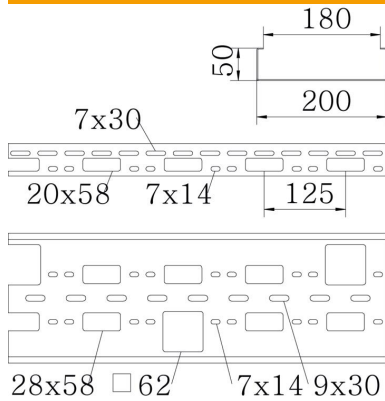
# Technical data sheet

## AZ small duct 200 FS

Item number: 6075345



### Dimensions



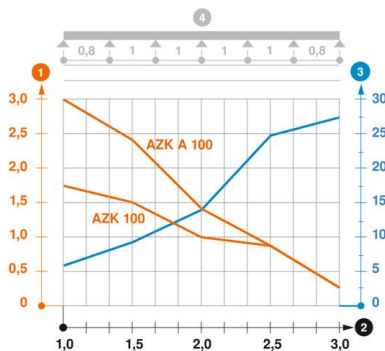
Dimension	50x200x1,5
Length	3,000 mm
Width	200 mm
Height	50 mm
Plate thickness	1.5 mm

### Technical data

Connector version	Without connectors
Mounting system fastening type	Ceiling Wall
Maintain electrical functions	no
Mounting perforation in base	yes
NATO hole pattern	no
Usable cross-section	100 cm <sup>2</sup>
Usable cross-section	10000 mm <sup>2</sup>
Rustproof steel, pickled	no
Side perforation	yes
Wide-span version	no

### Loads

Insertable support spacings, min.	1 m
Insertable support spacings, max.	3 m
Support spacing 1.0 m	2.5 kN/m
Support spacing 1.5 m	1.9 kN/m
Support spacing 2.0 m	1.3 kN/m
Support spacing 2.5 m	0.8 kN/m
Support spacing 3.0 m	0.3 kN/m



### Load diagram, AZ channel

- 1** Permitted cable tray/ladder load in kN/m without man load
- 2** Support width in m
- 3** Rail bend in mm at permitted kN/m
- 4** Load scheme during testing
- Load curve with cable tray/ladder width in mm
- Strut bend curve according to support width