


Technical data sheet

LG 60 cable ladder, 3 m NS FS

Item number: 6208518



Cable ladder with perforated side rail of side height 60 mm with riveted C profile rungs, open in an upwards direction (NS version).

The cable ladder is shipped folded up.

You can find the appropriate U clamp of type 2056N in the vertical ladder systems chapter.

Magnetic shield insulation without cover 10 dB, with cover 15 dB.



St Steel

FS Strip galvanized

Master data

Item number	6208518
Type	LG 660 NS 3 FS
Description 1	Cable ladder
Description 2	perforated, with NS rung
Manufacturer	OBO
Dimension	60x600x3000
Material	Steel
Surface	Strip galvanized
Surface standard	DIN EN 10346
Smallest sales unit	3
Unit of quantity	Metre
Weight	318.2 kg
Weight unit	kg/100 m

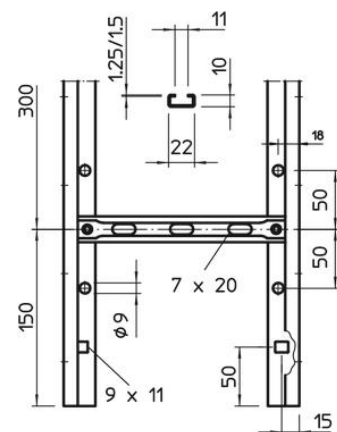
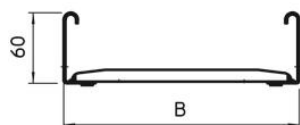
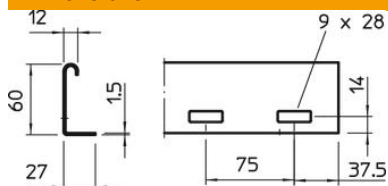
Technical data sheet

LG 60 cable ladder, 3 m NS FS



Item number: 6208518

Dimensions



Dimension	60x600x6000
Length	3,000 mm
Length	3,000 ft
Width	600 mm
Height	60 mm

Technical data

Version of the rungs	Profile perforated
Side rail version	Flat profile
Fastening of rung	Blind riveted
Maintain electrical functions	no
Usable cross-section	298 cm ²
Usable cross-section	29800 mm ²
Rustproof steel, pickled	no
Side perforation	yes
Rung distance	300 mm
Wide-span version	no
Rail thickness	1.5 mm

Technical data sheet

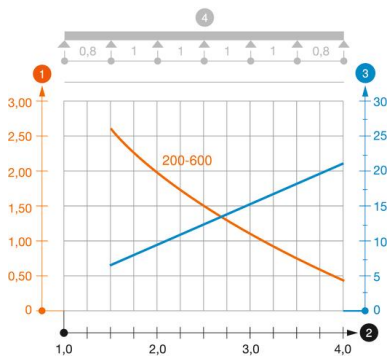
LG 60 cable ladder, 3 m NS FS

Item number: 6208518



Loads

Support spacing 1.5 m	3.1 kN/m
Support spacing 2.0 m	2 kN/m
Support spacing 2.5 m	1.5 kN/m
Support spacing 3.0 m	1 kN/m
Support spacing 3.5 m	0.6 kN/m
Support spacing 4.0 m	0.4 kN/m



Load diagram, cable ladder, type LG 60 NS

- 1 Permitted cable tray/ladder load in kN/m without man load
- 2 Support width in m
- 3 Rail bend in mm at permitted kN/m
- 4 Load scheme during testing
- Load curve with cable tray/ladder width in mm
- Strut bend curve according to support width