


Technical data sheet

Cable tray MKS 110 FS

Item number: 6060528



MKS 110 = medium-duty cable tray system with a side height of 110 mm.
Magnetic shield insulation without cover 20 dB, with cover 50 dB.



- St** Steel
- FS** Strip galvanized

Master data

Item number	6060528
Description 1	Cable tray MKS
Description 2	perforated
Manufacturer	OBO
Dimension	110x550x3000
Material	Steel
Surface	Strip galvanized
Surface standard	DIN EN 10346
Smallest sales unit	3
Unit of quantity	Metre
Weight	536.7 kg
Weight unit	kg/100 m

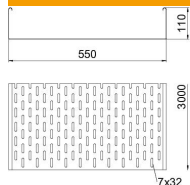
Technical data sheet

Cable tray MKS 110 FS

Item number: 6060528



Dimensions



Dimension	110 x 550
Length	3,000 mm
Length	10 ft
Width	550 mm
Width	22 in
Height	110 mm
Height	4 in
Plate thickness	0.04 in
Plate thickness	1 mm
Maß W	550 mm

Technical data

Connector version	Without connectors
Mounting system fastening type	Floor Ceiling Wall
Walkable	no
Maintain electrical functions	no
With cover	no
Mounting perforation in base	yes
NATO hole pattern	no
Usable cross-section	603 cm ²
Usable cross-section	60300 mm ²
Rustproof steel, pickled	no
Side perforation	yes
Wide-span version	no
Load test type according to IEC 61537	Type II
Type of connector, cable support system	Screwed

Technical data sheet

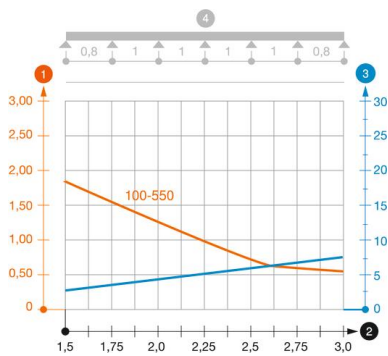
Cable tray MKS 110 FS

Item number: 6060528



Loads

Insertable support spacings, min.	1.5 m
Insertable support spacings, max.	3 m
Support spacing 1.5 m	1.85 kN/m
Support spacing 2.0 m	1.3 kN/m
Support spacing 2.5 m	0.75 kN/m
Support spacing 3.0 m	0.6 kN/m



Load diagram, cable tray, type MKS 110

- 1 Permitted cable tray/ladder load in kN/m without man load
- 2 Support width in m
- 3 Rail bend in mm at permitted kN/m
- 4 Load scheme during testing
- Load curve with cable tray/ladder width in mm
- Strut bend curve according to support width