


# Technical data sheet

## Cable tray SKS 110 FS

Item number: 6061206



SKS 110 = heavy-duty cable tray system with 110 mm side height.  
Magnetic shield insulation without cover 20 dB, with cover 50 dB.



**St** Steel

**FS** Strip galvanized

### Master data

Item number	6061206
Description 1	Cable tray SKS
Description 2	perforated
Manufacturer	OBO
Dimension	110x200x3000
Material	Steel
Surface	Strip galvanized
Surface standard	DIN EN 10346
Smallest sales unit	3
Unit of quantity	Metre
Weight	486.34 kg
Weight unit	kg/100 m

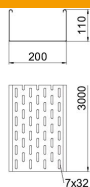
# Technical data sheet

## Cable tray SKS 110 FS

Item number: 6061206



### Dimensions



Dimension	110 x 200
Length	3,000 mm
Length	10 ft
Width	200 mm
Width	8 in
Height	110 mm
Height	4 in
Plate thickness	0.06 in
Plate thickness	1.5 mm
Maß W	200 mm

### Technical data

Connector version	Without connectors
Mounting system fastening type	Floor Ceiling Wall
Walkable	no
Maintain electrical functions	no
With cover	no
Mounting perforation in base	yes
NATO hole pattern	no
Usable cross-section	218 cm <sup>2</sup>
Usable cross-section	21800 mm <sup>2</sup>
Rustproof steel, pickled	no
Side perforation	yes
Wide-span version	no
Load test type according to IEC 61537	Type II
Type of connector, cable support system	Screwed

# Technical data sheet

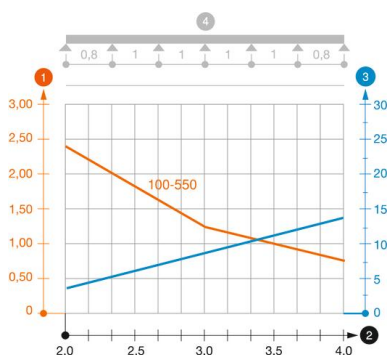
## Cable tray SKS 110 FS

Item number: 6061206



### Loads

Insertable support spacings, min.	1.5 m
Insertable support spacings, max.	4 m
Support spacing 1.5 m	3 kN/m
Support spacing 2.0 m	2.4 kN/m
Support spacing 2.5 m	1.76 kN/m
Support spacing 3.0 m	1.2 kN/m
Support spacing 3.5 m	0.84 kN/m
Support spacing 4.0 m	0.8 kN/m



### Load diagram, cable tray, type SKS 110

- 1 Permitted cable tray/ladder load in kN/m without man load
- 2 Support width in m
- 3 Rail bend in mm at permitted kN/m
- 4 Load scheme during testing
- Load curve with cable tray/ladder width in mm
- Strut bend curve according to support width