


Technical data sheet

Cable tray SKS 110 FT

Item number: 6061729



SKS 110 = heavy-duty cable tray system with 110 mm side height.
Magnetic shield insulation without cover 20 dB, with cover 50 dB.



St Steel

FT Hot-dip galvanised

Master data

| | |
|---------------------|--------------------|
| Item number | 6061729 |
| Description 1 | Cable tray SKS |
| Description 2 | perforated |
| Manufacturer | OBO |
| Dimension | 110x550x3000 |
| Material | Steel |
| Surface | Hot-dip galvanised |
| Surface standard | DIN EN ISO 1461 |
| Smallest sales unit | 3 |
| Unit of quantity | Metre |
| Weight | 856 kg |
| Weight unit | kg/100 m |

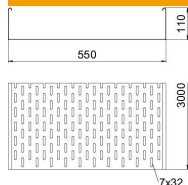
Technical data sheet

Cable tray SKS 110 FT

Item number: 6061729



Dimensions



| | |
|-----------------|-----------|
| Dimension | 110 x 550 |
| Length | 3,000 mm |
| Length | 10 ft |
| Width | 550 mm |
| Width | 22 in |
| Height | 110 mm |
| Height | 4 in |
| Plate thickness | 0.06 in |
| Plate thickness | 1.5 mm |
| Maß W | 550 mm |

Technical data

| | |
|---|-----------------------|
| Connector version | Without connectors |
| Mounting system fastening type | Floor Ceiling Wall |
| Walkable | no |
| Maintain electrical functions | no |
| With cover | no |
| Mounting perforation in base | yes |
| NATO hole pattern | no |
| Usable cross-section | 603 cm ² |
| Usable cross-section | 60300 mm ² |
| Rustproof steel, pickled | no |
| Side perforation | yes |
| Wide-span version | no |
| Load test type according to IEC 61537 | Type II |
| Type of connector, cable support system | Screwed |

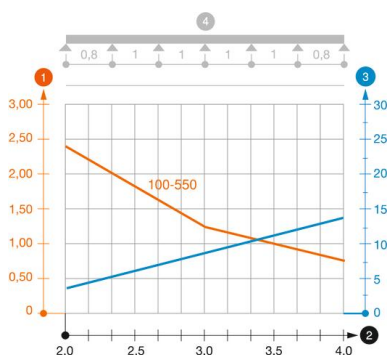
Technical data sheet

Cable tray SKS 110 FT

Item number: 6061729

Loads

| | |
|-----------------------------------|-----------|
| Insertable support spacings, min. | 1.5 m |
| Insertable support spacings, max. | 4 m |
| Support spacing 1.5 m | 3 kN/m |
| Support spacing 2.0 m | 2.4 kN/m |
| Support spacing 2.5 m | 1.76 kN/m |
| Support spacing 3.0 m | 1.2 kN/m |
| Support spacing 3.5 m | 0.84 kN/m |
| Support spacing 4.0 m | 0.8 kN/m |



Load diagram, cable tray, type SKS 110

- 1 Permitted cable tray/ladder load in kN/m without man load
- 2 Support width in m
- 3 Rail bend in mm at permitted kN/m
- 4 Load scheme during testing
- Load curve with cable tray/ladder width in mm
- Strut bend curve according to support width