


Technical data sheet

Cable tray SKS 85 FS

Item number: 6058396



SKS 85 = heavy-duty cable tray system with 85 mm side height.
Magnetic shield insulation without cover 20 dB, with cover 50 dB.



St Steel

FS Strip galvanized

Master data

| | |
|---------------------|------------------|
| Item number | 6058396 |
| Description 1 | Cable tray SKS |
| Description 2 | perforated |
| Manufacturer | OBO |
| Dimension | 85x400x3000 |
| Material | Steel |
| Surface | Strip galvanized |
| Surface standard | DIN EN 10346 |
| Smallest sales unit | 3 |
| Unit of quantity | Metre |
| Weight | 624 kg |
| Weight unit | kg/100 m |

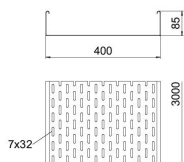
Technical data sheet

Cable tray SKS 85 FS

Item number: 6058396



Dimensions



| | |
|-----------------|----------|
| Dimension | 85 x 400 |
| Length | 3,000 mm |
| Length | 10 ft |
| Width | 400 mm |
| Width | 16 in |
| Height | 85 mm |
| Height | 3 in |
| Plate thickness | 0.6 in |
| Plate thickness | 1.5 mm |
| Dimension B | 400 mm |

Technical data

| | |
|---|-----------------------|
| Connector version | Without connectors |
| Mounting system fastening type | Floor Ceiling Wall |
| Walkable | no |
| Maintain electrical functions | no |
| With cover | no |
| Mounting perforation in base | yes |
| NATO hole pattern | no |
| Usable cross-section | 338 cm ² |
| Usable cross-section | 33800 mm ² |
| Rustproof steel, pickled | no |
| Side perforation | yes |
| Wide-span version | no |
| Load test type according to IEC 61537 | Type II |
| Type of connector, cable support system | Screwed |

Technical data sheet

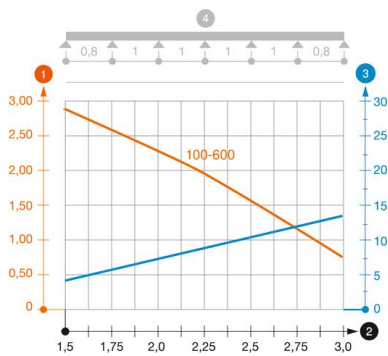
Cable tray SKS 85 FS

Item number: 6058396



Loads

| | |
|-----------------------------------|-----------|
| Insertable support spacings, min. | 1.5 m |
| Insertable support spacings, max. | 3 m |
| Support spacing 1.5 m | 2.8 kN/m |
| Support spacing 2.0 m | 2.25 kN/m |
| Support spacing 2.5 m | 1.5 kN/m |
| Support spacing 3.0 m | 0.75 kN/m |



Load diagram, cable tray, type SKS 85

- 1 Permitted cable tray/ladder load in kN/m without man load
- 2 Support width in m
- 3 Rail bend in mm at permitted kN/m
- 4 Load scheme during testing
- Load curve with cable tray/ladder width in mm
- Strut bend curve according to support width